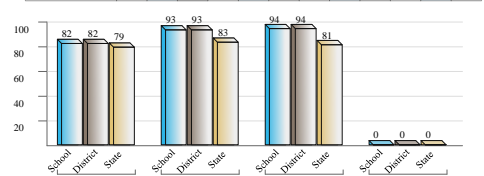
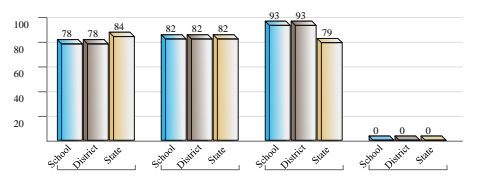


Language Arts Status Breakdown
 Beehive Science & Technology Academy (bsta), Beehive Science & Technology Academy (bsta)
 % = Percentage of students proficient

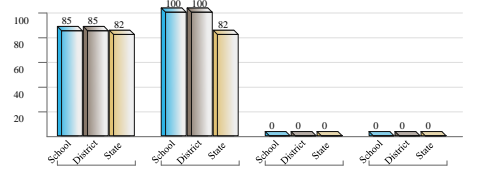
	2008			2007			2006			school	district	state
	school	district	state	school	district	state	school	district	state			
7th Grade Language Arts	82%	82%	79%	93%	93%	83%	94%	94%	81%	n/a	n/a	n/a



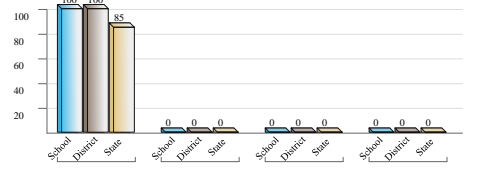
8th Grade Language Arts	78%	78%	84%	82%	82%	93%	93%	79%	n/a	n/a	n/a
-------------------------	-----	-----	-----	-----	-----	-----	-----	-----	-----	-----	-----



9th Grade Language Arts	85%	85%	82%	100%	82%	n/a	n/a	n/a	n/a	n/a	n/a
-------------------------	-----	-----	-----	------	-----	-----	-----	-----	-----	-----	-----



10th Grade Language Arts	100%	100%	85%	n/a	n/a	n/a	n/a	n/a	n/a	n/a	n/a
--------------------------	------	------	-----	-----	-----	-----	-----	-----	-----	-----	-----



Direct Writing 9	93%	93%	76%	90%	80%	n/a	n/a	n/a	n/a	n/a	n/a
------------------	-----	-----	-----	-----	-----	-----	-----	-----	-----	-----	-----

